

















A4RC POST Summer SURVEY (2)

1. Approximately how many hours per week did you spend this summer participating in research-related activities?				
			Response Percent	Response Count
1-10 hours			11.1%	1
11-20 hours			11.1%	1
21-30 hours			44.4%	4
More than 30 hours			33.3%	3
			<i>answered question</i>	9
			<i>skipped question</i>	0




2. How many other undergraduate students participated on your research team this summer?				
			Response Percent	Response Count
0			0.0%	0
1			11.1%	1
2			22.2%	2
3			33.3%	3
More than 3			33.3%	3
			<i>answered question</i>	9
			<i>skipped question</i>	0

3. About how many hours per week did you spend meeting with other undergraduate students on your research team this summer?			
		Response Percent	Response Count
None: I worked alone		0.0%	0
1-5 hours		11.1%	1
6-10 hours		44.4%	4
11-15 hours		0.0%	0
15+ hours		44.4%	4
		answered question	9
		skipped question	0



4. Did you participate in a research pod at your home institution during the regular school year?			
		Response Percent	Response Count
Yes		100.0%	9
No		0.0%	0
I don't know		0.0%	0
		answered question	9
		skipped question	0



5. How long did it take before you understood your role and tasks in the research project this summer?			
		Response Percent	Response Count
I knew from the beginning		33.3%	3
A week or two		33.3%	3
Not for several weeks		22.2%	2
I still don't know		11.1%	1
		answered question	9
		skipped question	0

6. What organized social events were offered as part of the summer program?		
		Response Count
		6
<i>answered question</i>		6
<i>skipped question</i>		3

7. About how many hours per week did you spend this summer meeting with your faculty advisor?			
		Response Percent	Response Count
1-5 hours		44.4%	4
6-10 hours		22.2%	2
11-15 hours		0.0%	0
15+ hours		33.3%	3
<i>answered question</i>			9
<i>skipped question</i>			0

8. Please indicate your agreement:						
	Disagree strongly	Disagree	Agree	Agree strongly	N/A or Don't Know	Response Count
My faculty advisor helped me understand the research process.	0.0% (0)	11.1% (1)	33.3% (3)	44.4% (4)	11.1% (1)	9
My faculty advisor helped to break down research tasks in ways that let me contribute to the project.	0.0% (0)	22.2% (2)	33.3% (3)	44.4% (4)	0.0% (0)	9
My faculty advisor made me feel welcome.	0.0% (0)	0.0% (0)	22.2% (2)	77.8% (7)	0.0% (0)	9
My faculty advisor helped me understand what a research career is like.	0.0% (0)	0.0% (0)	22.2% (2)	66.7% (6)	11.1% (1)	9
My faculty advisor helped me understand how to pursue a research career.	0.0% (0)	12.5% (1)	50.0% (4)	37.5% (3)	0.0% (0)	8
I felt comfortable talking to my faculty advisor.	0.0% (0)	11.1% (1)	33.3% (3)	55.6% (5)	0.0% (0)	9
	<i>answered question</i>					9
	<i>skipped question</i>					0

9. Did you work with one or more graduate students during the summer?			
		Response Percent	Response Count
Yes		55.6%	5
No		44.4%	4
	<i>answered question</i>		9
	<i>skipped question</i>		0

10. Approximately how many hours per week did you spend with one or more graduate students?			Response Percent	Response Count
1-5 hours			40.0%	2
6-10 hours			40.0%	2
11-15 hours			0.0%	0
15+ hours			20.0%	1
			answered question	5
			skipped question	4

11. Please indicate your agreement:							
	Disagree strongly	Disagree	Agree	Agree strongly	N/A or Don't Know	Response Count	
The graduate student(s) helped me understand the research process.	0.0% (0)	20.0% (1)	60.0% (3)	20.0% (1)	0.0% (0)	5	
The graduate student(s) helped to break down research tasks in ways that let me contribute to the project.	0.0% (0)	20.0% (1)	60.0% (3)	20.0% (1)	0.0% (0)	5	
The graduate student(s) made me feel welcome.	0.0% (0)	0.0% (0)	60.0% (3)	40.0% (2)	0.0% (0)	5	
The graduate student(s) helped me understand what a research career is like.	0.0% (0)	0.0% (0)	80.0% (4)	20.0% (1)	0.0% (0)	5	
The graduate student(s) helped me understand how to pursue a research career.	0.0% (0)	0.0% (0)	80.0% (4)	20.0% (1)	0.0% (0)	5	
I felt comfortable talking to the graduate student(s).	0.0% (0)	0.0% (0)	80.0% (4)	20.0% (1)	0.0% (0)	5	
						answered question	5
						skipped question	4

12. Please reflect on your involvement in A4RC during both the regular school year (at your home school) and the summer. How adequate was the program in helping you to _____?

	Not at all adequate	Somewhat adequate	Very adequate	Did not experience this	Response Count
Understand contemporary concepts in computing	0.0% (0)	66.7% (6)	33.3% (3)	0.0% (0)	9
Make use of others' research in computing (e.g., from journal articles)	0.0% (0)	33.3% (3)	66.7% (6)	0.0% (0)	9
Identify a specific question for investigation based on existing research in computing	0.0% (0)	77.8% (7)	22.2% (2)	0.0% (0)	9
Formulate a research hypothesis based on a specific question	11.1% (1)	55.6% (5)	11.1% (1)	22.2% (2)	9
Design an experiment or theoretical test of a hypothesis	11.1% (1)	44.4% (4)	22.2% (2)	22.2% (2)	9
Write programming code for testing	22.2% (2)	33.3% (3)	44.4% (4)	0.0% (0)	9
Observe and collect data	0.0% (0)	11.1% (1)	88.9% (8)	0.0% (0)	9
Understand how to synthesize existing research on a subject	11.1% (1)	44.4% (4)	44.4% (4)	0.0% (0)	9
Statistically analyze data	11.1% (1)	33.3% (3)	44.4% (4)	11.1% (1)	9
Reformulate your original research hypothesis (as appropriate)	0.0% (0)	66.7% (6)	11.1% (1)	22.2% (2)	9
Relate results to the "bigger picture" in computing	0.0% (0)	55.6% (5)	44.4% (4)	0.0% (0)	9
Prepare a poster or presentation for a professional conference	11.1% (1)	11.1% (1)	77.8% (7)	0.0% (0)	9
Orally communicate the results of research projects	11.1% (1)	22.2% (2)	66.7% (6)	0.0% (0)	9
Write a research paper for publication	11.1% (1)	44.4% (4)	33.3% (3)	11.1% (1)	9
Deal with setbacks (e.g., participants leaving study)	11.1% (1)	55.6% (5)	22.2% (2)	11.1% (1)	9
Deal with unexpected findings	0.0% (0)	44.4% (4)	33.3% (3)	22.2% (2)	9
	answered question				9



13. Based on your summer experience, please indicate your agreement:




	Disagree strongly	Disagree	Agree	Agree strongly	N/A or Don't Know	Response Count
I feel like I belong to a community of researchers.	0.0% (0)	11.1% (1)	55.6% (5)	33.3% (3)	0.0% (0)	9
I feel more confident of my computer science knowledge in general.	0.0% (0)	0.0% (0)	44.4% (4)	44.4% (4)	11.1% (1)	9
I feel more confident of my understanding of research and what researchers do.	0.0% (0)	0.0% (0)	55.6% (5)	44.4% (4)	0.0% (0)	9
My project was challenging to me.	11.1% (1)	11.1% (1)	66.7% (6)	11.1% (1)	0.0% (0)	9
It is important to me that my project solves a real-world problem.	0.0% (0)	0.0% (0)	55.6% (5)	44.4% (4)	0.0% (0)	9
I feel a stronger commitment to finish my CS degree.	0.0% (0)	0.0% (0)	44.4% (4)	44.4% (4)	11.1% (1)	9
Over the course of the summer, I felt greater responsibility for the project.	0.0% (0)	11.1% (1)	44.4% (4)	44.4% (4)	0.0% (0)	9
The research topic was interesting to me.	11.1% (1)	11.1% (1)	44.4% (4)	33.3% (3)	0.0% (0)	9
I had the support I needed to make a contribution to the project.	0.0% (0)	22.2% (2)	44.4% (4)	33.3% (3)	0.0% (0)	9
I am proud of my contribution to the project.	0.0% (0)	11.1% (1)	44.4% (4)	33.3% (3)	11.1% (1)	9
	answered question					9
	skipped question					0



14. To what extent did participating in the A4RC this past year help you _____?					
	Not At All	Somewhat	A Great Deal	N/A or Don't Know	Response Count
Clarify career options	0.0% (0)	33.3% (3)	66.7% (6)	0.0% (0)	9
Find other research opportunities	11.1% (1)	44.4% (4)	44.4% (4)	0.0% (0)	9
Identify fellowship opportunities	11.1% (1)	22.2% (2)	66.7% (6)	0.0% (0)	9
Succeed in graduate school	0.0% (0)	11.1% (1)	55.6% (5)	33.3% (3)	9
Develop better research skills	0.0% (0)	22.2% (2)	77.8% (7)	0.0% (0)	9
Select a research topic	11.1% (1)	44.4% (4)	44.4% (4)	0.0% (0)	9
Select a graduate school	22.2% (2)	11.1% (1)	55.6% (5)	11.1% (1)	9
Apply to graduate school	12.5% (1)	12.5% (1)	62.5% (5)	12.5% (1)	8
Understand the qualifications for applying to graduate school	11.1% (1)	22.2% (2)	55.6% (5)	11.1% (1)	9
	answered question				9
	skipped question				0

15. Please indicate if you and/or your research team did any of the following:			
	Yes	No	Response Count
Created a poster	100.0% (9)	0.0% (0)	9
Submitted a poster to a conference	77.8% (7)	22.2% (2)	9
Wrote a report	66.7% (6)	33.3% (3)	9
Submitted a paper to a conference	33.3% (3)	66.7% (6)	9
Submitted a paper to a journal	22.2% (2)	77.8% (7)	9
	answered question		9
	skipped question		0

16. Comments:		Response Count
		1
	<i>answered question</i>	1
	<i>skipped question</i>	8



17. Which of the following best describes the influence of your A4RC experience on your intention to pursue a <u>master's degree</u> in computing?			
		Response Percent	Response Count
Nothing has changed: I do not intend to pursue a master's degree.		0.0%	0
Nothing has changed: I already intended to pursue a master's degree.		55.6%	5
I am less likely to pursue a master's degree.		0.0%	0
I am more likely to pursue a master's degree.		44.4%	4
	<i>answered question</i>		9
	<i>skipped question</i>		0

18. Which of the following best describes the influence of your A4RC experience on your intention to pursue a <u>Ph.D.</u> in computing?			
		Response Percent	Response Count
Nothing has changed: I do not intend to pursue a Ph.D.		0.0%	0
Nothing has changed: I already intended to pursue a Ph.D.		33.3%	3
I am less likely to pursue a Ph.D.		11.1%	1
I am more likely to pursue a Ph.D.		55.6%	5
	answered question		9
	skipped question		0

19. How likely are you to apply to graduate school at the institution you attended this summer?			
		Response Percent	Response Count
Not at all likely		0.0%	0
Somewhat likely		33.3%	3
Very likely		66.7%	6
N/A or Don't Know		0.0%	0
	answered question		9
	skipped question		0

20. For which of the following did you have offers or acceptances for this summer?			
		Response Percent	Response Count
Internship		100.0%	3
Co-op		0.0%	0
Other REU		0.0%	0
	answered question		3
	skipped question		6



21. If you had offers or acceptances, why did you choose to participate in the A4RC project over these?		
		Response Count
		3
		<i>answered question</i>
		<i>skipped question</i>
		3
		6



22. Please rate the importance of the stipend you received for your participation this summer.			
		Response Percent	Response Count
Not at all important		0.0%	0
Somewhat important		0.0%	0
Important		44.4%	4
Extremely important		55.6%	5
		<i>answered question</i>	9
		<i>skipped question</i>	0

23. What was the best part of your summer experience?		
		Response Count
		9
		<i>answered question</i>
		<i>skipped question</i>
		9
		0


24. What was the worst part of your summer experience?		
		Response Count
		8
		<i>answered question</i>
		<i>skipped question</i>
		8
		1




25. What advice do you have for improving the A4RC program either during the summer or regular school year?		
		Response Count
		8
<i>answered question</i>		8
<i>skipped question</i>		1

26. What will be your academic year in fall, 2008?			
		Response Percent	Response Count
Freshman		0.0%	0
Sophomore		42.9%	3
Junior		0.0%	0
Senior		57.1%	4
Other (please specify)			2
<i>answered question</i>			7
<i>skipped question</i>			2

27. What is your gender?			
		Response Percent	Response Count
Female		22.2%	2
Male		77.8%	7
<i>answered question</i>			9
<i>skipped question</i>			0

28. What is your age?		
		Response Count
		8
<i>answered question</i>		8
<i>skipped question</i>		1

29. Are you a U.S. citizen or permanent resident?			
		Response Percent	Response Count
Yes		100.0%	9
No		0.0%	0
<i>answered question</i>			9
<i>skipped question</i>			0

30. Please indicate the category or categories that best describe you: (select all that apply)			
		Response Percent	Response Count
Black/African-American		100.0%	9
Latino/Hispanic		0.0%	0
Indian Subcontinent		0.0%	0
Chinese		0.0%	0
Japanese		0.0%	0
Korean		0.0%	0
Middle Eastern		0.0%	0
Native American		11.1%	1
Pacific Islander		0.0%	0
Philipino/Filipino		0.0%	0
White/Caucasian		11.1%	1
Vietnamese		0.0%	0

Other S.E. Asian (Indonesian, Malaysian, etc.)		0.0%	0
	<i>answered question</i>		9
	<i>skipped question</i>		0